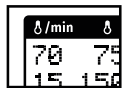

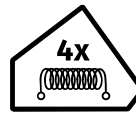
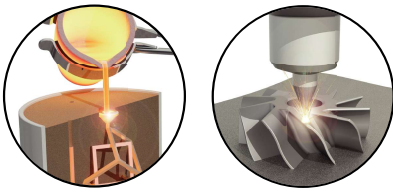


GLOW CUBE-200+

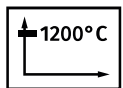
EN



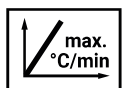
LCD display



20 programs capacity



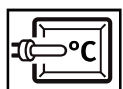
Max. temperature 1200°C



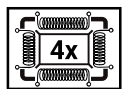
Max. heating rate 30°C/min



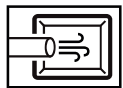
9 heating stages



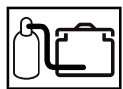
PtRh Thermocouple



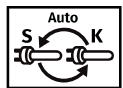
4 heating coils



Fast cooling system



Shielding gas system



Thermo couple changeover



720500001 GLOW CUBE-200+ - Annealing furnace

MIHM-VOGT GmbH & Co. KG
Friedrich-List-Str. 8
76297 Stutensee-Blankenloch

TEL. +49 7244 70871-0 E-MAIL info@mihm-vogt.de
FAX +49 7244 70871-20 WEB www.mihm-vogt.de

MADE IN GERMANY



GLOW CUBE-200+



Technical information

Heating system

Process capability	Metal annealing with/without shielding gas
Heating elements	4x Heating coils
Max. temperature	1200 °C
Thermocouple	PtRh-Pt, Typ S
Temperature accuracy	+/- 3 °C at 1200 °C
Heating-chamber capacity	Heating chamber internal dimensions W/D/H 280/300/290mm Usable volume: W/D/H 250/280/250mm
<i>SGBox-100 usable interior space</i>	<i>210/210/110 mm (optional accessory see flyer „SGBox-100“)</i>

Program control

Program capacity	20
Number of programmable stages	9
Max. programmable heating rate	30 °C/min
Min. programmable heating rate	1 °C/min
Special functions	Autostart timer, manually & programmable fast cooling of the heating chamber, self-test program, variable adjustable shielding gas flow

Process times

Standard process with SGBox

Max. programmable heating rate	30°C/min
Shortest heating period to 1300 °C at 230 V	70 min
Shortest cooling period down to 300 °C	300 min (without fast cooling) 125 min (with fast cooling)
Process duration	490 min (8,2 h)* 315 min (5,2 h)**

* **Process parameters:** Annealing temperature = 1100 °C, holding time = 60 min, with SGBox

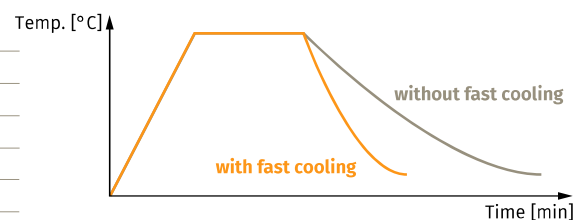
** **Process parameters:** Annealing temperature = 1100 °C, holding time = 60 min, with SGBox, Fast cooling

Technical data

GLOW CUBE-200+

Power max.	8600 W (8,6 kW)
Voltage range; frequency	200-240 V; 50/60 Hz
Weight (without/with trolley)	200 kg / 250 kg
Dimensions W/D/H	620/710/1000 mm
Power consumption per cycle	16 kWh

Program curves



Scope of delivery

Accessories

8202000020	Trolley
8102000028	Ceramic tray, 280/225
8202000047	Spacer block L/R, 30/30/245; Set-2



Stand: 12/24 Revisionsnummer: V1.0 12/2024
Das Dokument wurde mit größter Sorgfalt erstellt,
dennoch sind Änderungen und Irrtümer vorbehalten.
Abbildungen ähnlich.